

Shareholding Pattern Under Regulation 31 of SEBI (Listing Obligations and Disclosure Requirements) Regulations, 2015

1	Name of Listed Entity:	Bharat Agri Fert & Realty Limited
2	Script Code/Name of Scrip/Class of Security:	531862
3	Share Holding Pattern Filed under: Reg. 31(1)(a)/Reg. 31(1)(b)/Reg. 31(1)(c)	
	a.	If under 31(1)(b) then indicate the report for Quarter ending
	b.	If under 31(1)(c) then indicate date of allotment/extinguishment
4	Declaration: The Listed entity is required to submit the following declaration to the extent of submission of information:-	


Particulars	Yes*	No*
1 Whether the Listed Entity has issued any partly paid up shares?		No
2 Whether the Listed Entity has issued any Convertible Securities or Warrants?		No
3 Whether the Listed Entity has any shares against which depository receipts are issued?		No
4 Whether the Listed Entity has any shares in locked-in?		No
5 Whether any shares held by promoters are pledge or otherwise encumbered?		No

* If the Listed Entity selects the option 'No' for the questions above, the columns for the partly paid up shares, Outstanding Convertible Securities/Warrants, depository receipts, locked-in shares, No of shares pledged or otherwise encumbered by promoters, as applicable, shall not be displayed at the time of dissemination on the Stock Exchange website. Also wherever there is 'No' declared by Listed Entity in above table the values will be considered as 'Zero' by default on submission of the format of holding of specified securities.

GENERATED ON :02/01/2016

NSDL : 31/12/2015

CDSL :31/12/2015



Sharat Agri Fert & Realty Limited

Table I - Summary Statement holding of specified securities

Category	Category of shareholder	Number of shareholders	No. of fully paid up equity shares held	No. of partly paid up equity shares held	No. of shares underlying Depository Receipts	Total nos. shares held	Shareholding as a % of total shares (calculated as per SCRR, 1957)	Number of Voting Rights held in each class of securities			No. of Shares Underlying Outstanding convertible securities (including securities)	Shareholding, as a % assuming full conversion of convertible securities	Number of Locked in shares		Number of Shares pledged or otherwise encumbered		Number of equity shares held in dematerialised form
								No of Voting Rights	% of (A+B+C)	(IX)			(X)	(XI)	(XII)	(XIII)	
(A)	Promoter & Promoter Group	11	3581574	0	0	3581574	67.7621	0	0	0	67.7621	0	0	0	0	3581574	
(B)	Public	4921	1703937	0	0	1703937	32.2379	0	0	0	32.2379	1000	0	0	0	1157758	
(C)	Non Promoter - Non Public																
(C1)	Shares Underlying DRs	0	0	0	0	0	0.0000	0	0	0	0.0000	0	0	0	0	0	
(C2)	Shares Held By Employee Trust	0	0	0	0	0	0.0000	0	0	0	0.0000	0	0	0	0	0	
	Total	4932	5285511	0	0	5285511	100.0000	0	0	0	100.0000	1000	0	0	0	4739332	

GENERATED ON : 02/01/2016 NSDL : 31/12/2015 CDSL : 31/12/2015



(Handwritten signature)

Bharat Agri Fert & Realty Limited

Table II (A): Statement showing shareholding pattern of the promoter and Promoter Group


Category	Category & Name of shareholders	PAN	Nos. of shareholders	No. of fully paid up equity shares held	No. of Partly paid-up equity shares held	No. of equity shares underlying Depository Receipts	Total no. of shares held	Shareholding % of total shares (calculate as per SCRR, 1957)	Number of Voting Rights held in each class of securities			No. of Shares Underlying Outstanding convertible securities (including securities)	Number of Locked in shares		Shareholding % assuming full conversion of convertible securities	Number of Shares pledged or otherwise		Number of equity shares held in dematerialised form	
									Class eg: X	Class eg: Y	Total		No. (a)	As a % of total Shares held (b)		No. (a)	As a % of total Shares held (b)		
																			(IX)
(I)	(II)	(III)	(IV)	(V)	(VI)	(VII) = (IV)+(V)+(VI)	(VIII) As a % of (A+B+C)	(IX)	(X)	(XI) = (VII)+(X) As a % of	(XII)	(XIII)	(XIV)						
1	Indian Individuals / Hindu Undivided																		
(a)	Family		6	1661243	0	0	1661243	31.4301	0	0	0	0.0000	0	0.0000	0	0.0000	0	0.0000	1661243
	Yogendra Dahyabhai Patel	AAAP04024A	1	820650	0	0	820650	15.5264	0	0	0	0.0000	0	0.0000	0	0.0000	0	0.0000	820650
	Anjni Yogendra Patel	AAFP3154R	2	788872	0	0	788872	14.9252	0	0	0	0.0000	0	0.0000	0	0.0000	0	0.0000	788872
	Vijal Yogendra Patel	BFPP2179E	1	30616	0	0	30616	0.5792	0	0	0	0.0000	0	0.0000	0	0.0000	0	0.0000	30616
	Chandni Yogendra Patel	AMTP8767E	1	17335	0	0	17335	0.3280	0	0	0	0.0000	0	0.0000	0	0.0000	0	0.0000	17335
	Parthiv Naryandas Jethwa	AAPE975F	1	3770	0	0	3770	0.0713	0	0	0	0.0000	0	0.0000	0	0.0000	0	0.0000	3770
(b)	Central Government / State Government(s)		0	0	0	0	0	0.0000	0	0	0	0.0000	0	0.0000	0	0.0000	0	0.0000	0
(c)	Financial Institutions / Banks		0	0	0	0	0	0.0000	0	0	0	0.0000	0	0.0000	0	0.0000	0	0.0000	0
(d)	Any Other (Specify)		5	1920331	0	0	1920331	36.3320	0	0	0	0.0000	0	0.0000	0	0.0000	0	0.0000	1920331
	Bodies Corporate		5	1920331	0	0	1920331	36.3320	0	0	0	0.0000	0	0.0000	0	0.0000	0	0.0000	1920331
	Yogi Investments Pvt Ltd	AAACV0125D	1	780586	0	0	780586	14.7684	0	0	0	0.0000	0	0.0000	0	0.0000	0	0.0000	780586
	Wada Alloys And Acids Pvt Ltd	AAACW0468R	1	767845	0	0	767845	14.5274	0	0	0	0.0000	0	0.0000	0	0.0000	0	0.0000	767845
	Vijal Shipping Pvt Ltd	AAACV1213F	1	332800	0	0	332800	6.2965	0	0	0	0.0000	0	0.0000	0	0.0000	0	0.0000	332800
	Chawli Impex Pvt Ltd	AAAC4377M	1	26200	0	0	26200	0.4957	0	0	0	0.0000	0	0.0000	0	0.0000	0	0.0000	26200
	Wada Bottling Industries Pvt Ltd	AAACW0957H	1	12900	0	0	12900	0.2441	0	0	0	0.0000	0	0.0000	0	0.0000	0	0.0000	12900
	Sub Total (A)(1)		11	3581574	0	0	3581574	67.7621	0	0	0	0.0000	0	67.7621	0	0.0000	0	0.0000	3581574
2	Foreign																		
(a)	Individuals (Non-Resident Individuals / Foreign Individuals)		0	0	0	0	0	0.0000	0	0	0	0.0000	0	0.0000	0	0.0000	0	0.0000	0
(b)	Government		0	0	0	0	0	0.0000	0	0	0	0.0000	0	0.0000	0	0.0000	0	0.0000	0
(c)	Institutions		0	0	0	0	0	0.0000	0	0	0	0.0000	0	0.0000	0	0.0000	0	0.0000	0
(d)	Foreign Portfolio Investor		0	0	0	0	0	0.0000	0	0	0	0.0000	0	0.0000	0	0.0000	0	0.0000	0
(e)	Any Other (Specify)		0	0	0	0	0	0.0000	0	0	0	0.0000	0	0.0000	0	0.0000	0	0.0000	0
	Sub Total (A)(2)		0	0	0	0	0	0.0000	0	0	0	0.0000	0	0.0000	0	0.0000	0	0.0000	0
	Total Shareholding Of Promoter and Promoter Group (A)= (A)(1)+(A)(2)		11	3581574	0	0	3581574	67.7621	0	0	0	0.0000	0	67.7621	0	0.0000	0	0.0000	3581574

Details of Shares which remain unclaimed may be given hear along with details such as number of shareholders, outstanding shares held in demat/unclaimed suspense account, voting rights which are frozen etc.

Note:

(1) PAN would not be displayed on website of Stock Exchange(s)

(2) The term 'Encumbrance' has the same meaning as assigned under regulation 78(3) of SEBI (Substantial Acquisition of Shares and Takeovers) Regulations, 2011.



Bharat Agri Fert & Realty Limited

Table III - Statement showing shareholding pattern of the Public shareholder

Category	Category & Name of Shareholders	PAN	Nos. of shares held	No. of fully paid up equity shares held	No. of Partly paid-up equity shares held	No. of Depository Receipts	Total nos. shares held (VII)=(V)+(VI)	Shareholding as a % of total no. of shares (calculate as per SCRR, 1957)	No. of Voting Rights			No. of Shares Underlying Outstanding convertible securities (including Warrants)	Shareholding, as a % assuming full conversion of convertible securities (XII)=(VII)+(X) As a % of (XIII)	Number of Locked in shares	Number of Shares pledged or otherwise	Number of equity shares held in dematerialised form
									(IX)	(X)	(XIII)					
			(III)	(IV)	(V)	(VI)	(VII)	(VIII)	(IX)	(X)	(XI)	(XII)	(XIII)	(XIV)		
1	Institutions															
(a)	Mutual Fund		0	0	0	0	0	0.0000	0	0	0	0	0.0000	0	0	0
(b)	Venture Capital Funds		0	0	0	0	0	0.0000	0	0	0	0	0.0000	0	0	0
(c)	Alternate Investment Funds		0	0	0	0	0	0.0000	0	0	0	0	0.0000	0	0	0
(d)	Foreign Venture Capital Investors		0	0	0	0	0	0.0000	0	0	0	0	0.0000	0	0	0
(e)	Foreign Portfolio Investor		0	0	0	0	0	0.0000	0	0	0	0	0.0000	0	0	0
(f)	Financial Institutions / Banks		1	100	0	0	100	0.0019	0	0	0	0	0.0019	0	0	100
(g)	Insurance Companies		0	0	0	0	0	0.0000	0	0	0	0	0.0000	0	0	0
(h)	Provident Funds/ Pension Funds		0	0	0	0	0	0.0000	0	0	0	0	0.0000	0	0	0
(i)	Any Other (Specify)		0	0	0	0	0	0.0000	0	0	0	0	0.0000	0	0	0
	Sub Total (B)(1)		1	100	0	0	100	0.0019	0	0	0	0	0.0019	0	0	100
	Central Government/ State Government(s)/ President of India															
2	Individuals															
(a)	Sub Total (B)(2)		0	0	0	0	0	0.0000	0	0	0	0	0.0000	0	0	0
	Non-Institutions															
	i. Individual shareholders holding nominal share capital up to Rs. 2 lakhs.		4739	1183957	0	0	1183957	22.4000	0	0	0	0	22.4000	1000	0.0845	831778
	ii. Individual shareholders holding nominal share capital in excess of Rs. 2 lakhs.		5	141042	0	0	141042	2.6685	0	0	0	0	2.6685	0	0.0000	141042
(b)	NBFCs registered with RBI		0	0	0	0	0	0.0000	0	0	0	0	0.0000	0	0.0000	0
(c)	Employee Trusts		0	0	0	0	0	0.0000	0	0	0	0	0.0000	0	0.0000	0
(d)	Overseas Depositories (holding DRs) (balancing figure)		0	0	0	0	0	0.0000	0	0	0	0	0.0000	0	0.0000	0
(e)	Any Other (Specify)		176	378838	0	0	378838	7.1675	0	0	0	0	7.1675	0	0.0000	184838
	Hindu Undivided Family		65	130053	0	0	130053	2.4606	0	0	0	0	2.4606	0	0.0000	130053
	Non Resident Indians (Non Repat)		12	5147	0	0	5147	0.0974	0	0	0	0	0.0974	0	0.0000	5147
	Non Resident Indians (Repatriating)		28	204281	0	0	204281	3.8649	0	0	0	0	3.8649	0	0.0000	11731
	Kamla Vithalrao Patel			72550	0	0	72550	1.3726	0	0	0	0	1.3726	0	0.0000	0
	Meena Vithalrao Patel			71950	0	0	71950	1.3613	0	0	0	0	1.3613	0	0.0000	0
	Clearing Member		20	6779	0	0	6779	0.1273	0	0	0	0	0.1273	0	0.0000	6779
	Bodies Corporate		51	32628	0	0	32628	0.6173	0	0	0	0	0.6173	0	0.0000	31178
	Sub Total (B)(3)		4920	1703837	0	0	1703837	32.2360	0	0	0	0	32.2360	1000	0.0587	1157658
	Total Public Shareholding (B)=(B)(1)+(B)(2)+(B)(3)		4921	1703937	0	0	1703937	32.2379	0	0	0	0	32.2379	1000	0.0587	1157758


Details of the shareholders acting as persons in Concert including their Shareholding (No. and %):

Details of Shares which remain unclaimed may be given here along with details such as number of shareholders, outstanding shares held in demat/unclaimed suspense account, voting rights which are frozen etc.

Note: (1) PAN would not be displayed on website of Stock Exchanges.

(2) The above format needs to be disclosed along with the name of following persons: Institutions/Non Institutions holding more than 1% of total number of shares

(3) Wherever the information pertaining to Depository Receipts, the same may be disclosed in the respective columns to the extent information available and the balance to be disclosed as held by custodian.



(Handwritten Signature)

Bharat Agri Fert & Realty Limited

Table IV - Statement showing shareholding pattern of the Non Promoter- Non Public shareholder

Category	Name of shareholders	PAN	Nos. of shareholders	No. of fully paid up equity shares held	No. of Partly paid-up equity shares held	No. of underlying Depository Receipts	Total nos. shares held	Shareholding as a % of total shares (calculate as per SCRR, 1957)	Number of Voting Rights held in each class of securities		Shareholding, as a % assuming full conversion of convertible securities (including securities (X))= (VII)+(X) As a % of (A+B+C2)	Number of Locked in shares	Number of Shares pledged or otherwise		Number of equity shares held in dematerialised form
									No. of Voting Rights	Total as a % of (A+B+C)			No. (a)	As a % of total Shares held(b)	
									(IX)	(X)	(XI)	(XII)	(XIII)	(XIV)	
1	(i) Custodian/DR Holder Employee Benefit Trust (under SEBI (Share based Employee Benefit Regulations, 2014)		(iii)	(iv)	(v)	(vi)	(vii) = (iv)+(v)+(vi)	(viii) As a % of (A+B+C2)	(ix)	(x)	(xi) = (vii)+(x) As a % of (A+B+C)	(xii)	(xiii)	(xiv)	(xv)
2	Total Non-Promoter- Non Public Shareholding (C)= (C1)+(C2)		0	0	0	0	0	0.0000	0	0	0.0000	0	0	0	0

Note:

- (1) PAN would not be displayed on website of Stock Exchange(s).
- (2) The above format needs to disclose name of all holders holding more than 1% of total number of shares
- (3) W.r.t. the information pertaining to Depository Receipts, the same may be disclosed in the respective columns to the extent information available

GENERATED ON :02/01/2016

NSDL : 31/12/2015

CDSL : 31/12/2015

