


(1) (a) Statement showing Shareholding Pattern

Name of the Company: BHARAT AGRIFERT & REALTY LTD		BSE:	NSE:	Equity
Scrip Code, Name of the scrip, class of security:		30 th September, 2014		
Quarter ended:				
Partly paid-up shares:-				
Held by Promoter / Promoter Group	No. of partly paid-up shares	As a % of total no. of partly paid-up shares	As a % of total no. of shares of the company	
Held by public	0	0.0000	0.0000	
Total	0	0.0000	0.0000	
Outstanding convertible securities:-				
Held by Promoter / Promoter Group	No. of outstanding securities	As a % of total No. of outstanding convertible securities	As a % of total no. of shares of the company, assuming full conversion of the convertible securities	
Held by public	0	0.0000	0.0000	
Total	0	0.0000	0.0000	
Warrants:-				
Held by Promoter / Promoter Group	No. of warrants	As a % of total no. of warrants	As a % of total no. of shares of the company, assuming full conversion of warrants	
Held by public	0	0.0000	0.0000	
Total	0	0.0000	0.0000	
Total paid-up capital of the company assuming full conversion of warrants and convertible securities		0	0.0000	0.0000


5285511

[Handwritten Signature]




Category Code	Category of shareholder	Number of shareholders	Total number of shares	Number of shares held in dematerialised form	Percentage of total number of shares		Shares pledged or otherwise encumbered	
					As a percentage of (A+B) (VII)	As a percentage of (A+B+C) (VIII)	Number of shares (VIII)	As a percentage (IX) = (VIII)/(IV)*100
(I)	Promoter and Promoter Group	(III)	(IV)	(V)	(VII)	(VIII)	(IX)	
(a)	Indian							
(a)	Individuals/Hindu Undivided Family	1	26538	26538	0.5021	0.5021	0.0000	
(b)	Central Government/State Government(s)	0	0	0	0.0000	0.0000	0.0000	
(c)	Bodies Corporate	5	1920331	1920331	36.3320	36.3320	0.0000	
(d)	Financial Institutions / Banks	0	0	0	0.0000	0.0000	0.0000	
(e)	Any Other (specify)	5	1627237	1627237	30.7867	30.7867	0.0000	
	Sub Total (A)(1)	11	3574106	3574106	67.6208	67.6208	0.0000	
(a)	Foreign							
(a)	Individuals (Non-Resident Individuals/Foreign Individuals)	0	0	0	0.0000	0.0000	0.0000	
(b)	Bodies Corporate	0	0	0	0.0000	0.0000	0.0000	
(c)	Institutions	0	0	0	0.0000	0.0000	0.0000	
(d)	Qualified Foreign Investors	0	0	0	0.0000	0.0000	0.0000	
(e)	Any Other (specify)	0	0	0	0.0000	0.0000	0.0000	
	Sub Total (A)(2)	0	0	0	0.0000	0.0000	0.0000	
	Total Shareholding of Promoter and Promoter Group (A)=(A)(1)+(A)(2)	11	3574106	3574106	67.6208	67.6208	0.0000	
(B)	Public shareholding							
(a)	Mutual Funds/UTI	0	0	0	0.0000	0.0000	0.0000	
(b)	Financial Institutions / Banks	1	100	100	0.0019	0.0019	0.0000	
(c)	Central Government/State Government(s)	0	0	0	0.0000	0.0000	0.0000	
(d)	Venture Capital Funds	0	0	0	0.0000	0.0000	0.0000	
(e)	Insurance Companies	0	0	0	0.0000	0.0000	0.0000	
(f)	Foreign Institutional Investors	0	0	0	0.0000	0.0000	0.0000	
(g)	Foreign Venture Capital Investors	0	0	0	0.0000	0.0000	0.0000	
(h)	Qualified Foreign Investors	0	0	0	0.0000	0.0000	0.0000	
(i)	Any Other (specify)	0	0	0	0.0000	0.0000	0.0000	
	Sub Total (B) (1)	1	100	100	0.0019	0.0019	0.0000	
(a)	Bodies Corporate	89	83773	82273	1.5850	1.5850	0.0000	
(b) (i)	Individuals - shareholders holding nominal share capital up to Rs 1 Lakh	4909	1092122	744965	20.6626	20.6626	0.0000	
(b) (ii)	Individual shareholders holding nominal share capital in excess of Rs. 1 Lakh	16	294133	269133	5.5649	5.5649	0.0000	

M. K. Kulkarni



Category code	Category of shareholder	Number of Shareholders	Total number of shares	Number of shares held in dematerialised form	Percentage of total number of Shares		Shares pledged or otherwise encumbered Number of shares	As a percentage (IX) = (VIII)/(IV)*100
					As a percentage of (A+B) (VI)	As a percentage of (A+B+C) (VII)		
(i)	Qualified Foreign Investors (II)	(III)	(IV)	(V)	(VI)	(VII)	(VIII)	(IX)
(d)	Any Other	0	0	0	0.0000	0.00000		
(e)	Non Resident Indians (Repat)	36	206823	14273	3.9130	3.9130		
(f)	Non Resident Indians (Non Repat)	13	3876	3876	0.0733	0.0733		
(g)	Overseas Bodies Corporate	0	0	0	0.0000	0.0000		
(h)	Clearing Member	50	30578	30578	0.5785	0.5785		
(i)	Market Maker	0	0	0	0.0000	0.0000		
(j)	Trusts	0	0	0	0.0000	0.0000		
(k)	Sub Total (B)(2)	5113	1711305	1145098	32.3773	32.3773		
(l)	Total Public Shareholding Public Group (B)-(B)(1)+(B)(2)	5114	1711405	1145198	32.3792	32.3792	N/A	N/A
(m)	Total (A)+(B)	5125	5285511	4719304	100.0000	100.0000		
(n)	Shares held by custodians and against which Depository Receipts have been issued							
(o)	Promoter and Promoter group	0	0	0	0.0000	0.0000		0.0000
(p)	Public	0	0	0	0.0000	0.0000		0.0000
(q)	Sub Total (C)	0	0	0	0.0000	0.0000		0.0000
(r)	GRAND TOTAL (A)+(B)+(C)	5125	5285511	4719304	100.0000	100.0000	0.0000	0.0000


Mumbai



(D)(b) Statement showing holding of securities (including shares, warrants, convertible securities) of persons belonging to the category "Promoter and Promoter Group"

Sr. No.	Name of the shareholder	Details of Shares held			Encumbered shares		Details of warrants		Details of convertible securities		Total shares (including underlying shares assuming full conversion of warrants and convertible securities) as a % of diluted share capital
		Number of shares held	As a % of grand total (A)+(B)+(C)	No.	As a percentage (VI)=(V)/(III)*100	As a % of grand total (A)+(B)+(C) of sub-clause (I)(a)	Number of warrants held	As a % total number of warrants of the same class	Number of convertible securities held	As a % total number of convertible securities of the same class	
(I)	(II)	(III)	(IV)	(V)	(VI)=(V)/(III)*100	(VII)	(VIII)	(IX)	(X)	(XI)	(XII)
1	YOGENDRA DAHYALAL PATEL (AABPP4024A)	820650	15.5264	0	0.00	0.00	0	0	0	0	15.5264
2	ANJANI YOGENDRA PATEL (AAFP3154R)	788872	14.9252	0	0.00	0.00	0	0	0	0	14.9252
3	YOGI INVESTMENT PVT LTD (AAACV0125D)	780586	14.7684	0	0.00	0.00	0	0	0	0	14.7684
4	WADA ALUMS & ACIDS PVT LTD (AAACW0468R)	767845	14.5274	0	0.00	0.00	0	0	0	0	14.5274
5	WAL SHIPPING PVT LTD (AAACV1213F)	332800	6.2965	0	0.00	0.00	0	0	0	0	6.2965
6	CHAVI IMPEX PVT LTD (AAACC4377N)	26200	0.4957	0	0.00	0.00	0	0	0	0	0.4957
7	WADA BOTTLING INDUSTRIES PVT LTD (AAACW0957H)	12900	0.2441	0	0.00	0.00	0	0	0	0	0.2441
8	CHANDNI YOGENDRA PATEL (AMT1P8767E)	13945	0.2638	0	0.00	0.00	0	0	0	0	0.2638
9	WAL YOGENDRA PATEL (BFTPP2179E)	26338	0.5021	0	0.00	0.00	0	0	0	0	0.5021
10	KANTILAL NARAYANDAS KETHWA (AAEPJ5975F)	3770	0.0713	0	0.00	0.00	0	0	0	0	0.0713
	TOTAL	3524106	67.6208	0	0.0000	0.0000	0	0	0	0	67.6208

M. M. M.




(j)(c)(i) Statement showing holding of securities (including shares, warrants, convertible securities) of persons belonging to the category "Public" and holding more than 1% of the total number of shares

Sr. No.	Name of the shareholder	Number of shares held	Shares as a percentage of total number of shares i.e., Grand Total (A)+(B)+(C) indicated in Statement at para (j)(a) above	Details of warrants		Details of convertible securities		Total shares (including underlying shares assuming full conversion of warrants and convertible securities) as a % of diluted share capital
				Number of warrants held	As a % total number of warrants of the same class	Number of convertible securities held	% w.r.t total number of convertible securities of the same class	
1	KANMAL VITHALBHAI PATEL	72550	1.3726	0	0	0	0	1.37
	MEENA VITHALBHAI PATEL	71950	1.3613	0	0	0	0	1.36
	TOTAL	144500	2.7339	0	0	0	0	2.73

(j)(c)(ii) Statement showing holding of securities (including shares, warrants, convertible securities) of persons (together with PAC) belonging to the category "Public" and holding more than 5% of the total number of shares of the company

Sr. No.	Name(s) of the shareholder(s) and the Persons Acting in Concert (PAC) with them	Number of shares	Shares as a percentage of total number of shares i.e., Grand Total (A)+(B)+(C) indicated in Statement at para (j)(a) above	Details of warrants		Details of convertible securities		Total shares (including underlying shares assuming full conversion of warrants and convertible securities) as a % of diluted share capital
				Number of warrants	As a % total number of warrants of the same class	Number of convertible securities held	% w.r.t total number of convertible securities of the same class	
1	NIL		0.0000					
	TOTAL	0	0.0000					



(D)(d) Statement showing details of locked-in shares			
Sr. No.	Name of the shareholder	Number of Locked in Shares	Locked-in shares as a percentage of total number of shares (i.e., Grand Total (A)+(B)+(C) indicated in Statement at para (I)(a) above)
1	NIL	NIL	NIL
TOTAL		NIL	NIL

M. M. M.



(II)(a)	Statement showing details of Depository Receipts (DRs)			
Sr. No.	Type of outstanding DR (ADRs, GDRs, SDRs, etc.)	Number of outstanding DRs	Number of shares underlying outstanding DRs	Shares underlying outstanding DRs as a percentage of total number of shares i.e., Grand Total (A)+(B)+(C) indicated in Statement at para (I)(a) above)
1	NIL	NIL	NIL	NIL
TOTAL		NIL	NIL	NIL






Statement showing holding of Depository Receipts (DRs), where underlying shares held by
 "Promoter/ Promoter Group" are in excess of 1% of the total number of shares
 (II) (b)

Sr. No.	Name of the DR Holder	Type of outstanding DR (ADRs, GDRs, SDRs, etc.)	Number of shares underlying outstanding DRs	Shares underlying outstanding DRs as a percentage of total number of shares (i.e., Grand Total (A)+(B)+(C) indicated in Statement at para (I)(a) above)
1	NIL	NIL	NIL	NIL
	TOTAL	NIL	NIL	NIL

[Handwritten Signature]

