


COV

I (a) Statement showing Shareholding Pattern			
Name of the Company : BHARAT FERTILIZERS INDUSTRIES LTD			
Scrip Code :		Class of Security :	
Quarter ended : 31.03.2012			
	No. of Partly Paid-up shares	As a % of total no. of partly paid-up shares	As a % of total no. of shares of the Company
Partly Paid-up shares Held by promoter / promoter group		0	0
Held by public		0	0
Total	0	0	0
	No. of outstanding convertible securities	As a % of total no. of outstanding convertible securities	As a % of total no. of shares of the Company, assuming full conversion of the convertible securities
Outstanding convertible securities Held by promoter / promoter group		0	0
Held by public		0	0
Total	0	0	0
	No. of warrants	As a % of total no. of warrants	As a % of total no. of shares of the Company, assuming full conversion of warrants
Warrants Held by promoter / promoter group		0	0
Held by public		0	0
Total	0	0	0
Total paid-up capital of the company, assuming full conversion of warrants and convertible securities			


5285511



(Handwritten signature)

(I)(a) Shareholding Pattern under Clause 35


Name of the Company:		BHARAT FERTILIZERS INDUSTRIES LTD						
Scrip Code:		31.03.2012						
Category code	Category of shareholder	Number of shareholders	Total number of shares	Number of shares held in dematerialized form	Total shareholding as a percentage of total number of shares		Shares pledged or otherwise encumbered	
					As a percentage	As a percentage of (A+B+C)	No of shares	As a percentage
(A)	Shareholding of Promoter				0.00	0.00		
-I	Indian				0.00	0.00		
(a)	Individuals/ Undivided Family	3	22465	22465	0.43	0.43		0.000
(b)	Central Government/ State Government(s)				0.00	0.00		
(c)	Bodies Corporate	5	1920331	1920331	36.33	36.33		0.000
(d)	Financial Institutions/ Banks				0.00	0.00		
(e)	Any Other (specify)	5	1624937	1624937	30.74	30.74		
	P.A.C				0.00	0.00		0.000
	Sub-Total (A)(I)	13	3567733	3567733	67.50	67.50		0.000



AMBA

(1)(b) Statement showing holding of securities (including shares, warrants, convertible securities) of persons belonging to the category "Promoter and Promoter Group"

Sr. No.	Name of the shareholder	Details of Shares held		Encumbered shares			Details of warrants		Details of convertible securities		Total shares (including underlying shares assuming full conversion of warrants and convertible securities) as a % of diluted share capital
		Number of shares held	As a % of grand total (A)+(B)+(C)	No.	As a percentage (VI)=(V)/(III)*100	As a % of grand total (A)+(B)+(C) of sub-clause (1)(a)	Number of warrants held	As a % total number of warrants of the same class	(X)	(XI)	
(1)		(III)	(IV)	(V)	(VI)=(V)/(III)*100	(VII)	(VIII)	(IX)	(X)	(XI)	(XII)
1	YOGI NIDRA JAIYALAL PATEL	820650	15.53	0	0.00	0.00	0	0.00	0	0.00	15.53
2	ANJANI YOGENDRA PATEL (AN/PP3154R)	788872	14.93	0	0.00	0.00	0	0.00	0	0.00	14.93
3	YOGI INVESTMENT PVT LTD	780586	14.77	0	0.00	0.00	0	0.00	0	0.00	14.77
4	WADA ALUMS & ACIDS PVT LTD	767845	14.53	0	0.00	0.00	0	0.00	0	0.00	14.53
5	VIJAL SHIPPING PVT LTD	332800	6.30	0	0.00	0.00	0	0.00	0	0.00	6.30
6	CHAVI IMPEX PVT LTD	26200	0.50	0	0.00	0.00	0	0.00	0	0.00	0.50
7	WADA BOTTLING INDUSTRIES PVT LTD	12900	0.24	0	0.00	0.00	0	0.00	0	0.00	0.24
8	CHANDNI YOGENDRA PATEL	11645	0.22	0	0.00	0.00	0	0.00	0	0.00	0.22
9	VIJAL YOGENDRA PATEL	10665	0.20	0	0.00	0.00	0	0.00	0	0.00	0.20
10	JAYESH KANTILAL JETHWA	6000	0.11	0	0.00	0.00	0	0.00	0	0.00	0.11
11	KAMLESH KANTILAL JETHWA	5800	0.11	0	0.00	0.00	0	0.00	0	0.00	0.11
12	KANTILAL NARAYANDAS KETHWA	3770	0.07	0	0.00	0.00	0	0.00	0	0.00	0.07
	TOTAL	3567733	67.50	0	0.00	0.00	0	0.00	0	0.00	67.50



M. N. D.

(1)(c)(i) Statement showing holding of securities (including shares, warrants, convertible securities) of persons belonging to the category "Public" and holding more than 1% of the total number of shares


Sr. No.	Name of the shareholder	Number of shares held	Shares as a percentage of total number of shares (i.e., Grand Total (A)+(B)+(C) indicated in Statement at para (1)(a) above)	Details of warrants		Details of convertible securities		Total shares (including underlying shares assuming full conversion of warrants and convertible securities) as a % of diluted share capital
				Number of warrants held	As a % total number of warrants of the same class	Number of convertible securities held	% w.r.t total number of convertible securities of the same class	
1	KAMAL VITHALBHAI PATEL	72550	1.37					
2	MEENA VITHALBHAI PATEL	71950	1.36					
3	VIRAJ S PATEL (AA:PP9014F)	64395	1.22					
	TOTAL	208895	3.95					

(1)(c) Statement showing holding of securities (including shares, warrants, convertible securities) of persons (together with PAC) belonging to the category "Public" and holding more than 5% of the total number of shares of the company

Sr. No.	Name(s) of the shareholder(s) and the Persons Acting in Concert (PAC) with them	Number of shares	Shares as a percentage of total number of shares (i.e., Grand Total (A)+(B)+(C) indicated in Statement at para (1)(a) above)	Details of warrants		Details of convertible securities		Total shares (including underlying shares assuming full conversion of warrants and convertible securities) as a % of diluted share capital
				Number of warrants	As a % total number of warrants of the same class	Number of convertible securities held	% w.r.t total number of convertible securities of the same class	
1								
2	TOTAL	0	0.00					

(1)(d) Statement showing details of locked-in shares

Sr. No.	Name of the shareholder	Number of locked-in shares	Locked-in shares as a percentage of total number of shares (i.e., Grand Total (A)+(B)+(C) indicated in Statement at para (1)(a) above)
1			0.00
2			0.00
	TOTAL	0	0.00



M. S. M.

(1)(a) Statement showing details of Depository Receipts (DRs)


Sr. No.	Type of outstanding DR (ADRs, GDRs, SDRs, etc.)	Number of outstanding DRs	Number of shares underlying outstanding DRs	Shares underlying outstanding DRs as a percentage of total number of shares {i.e., Grand Total (A)+(B)+(C) indicated in Statement at para (1)(a) above}
1				
TOTAL				

(1)(b) Statement showing Holding of Depository Receipts (DRs), where underlying shares are in excess of 1% of the total number of shares

Sr. No.	Name of the DR Holder	Type of outstanding DR (ADRs, GDRs, SDRs, etc.)	Number of shares underlying outstanding DRs	Shares underlying outstanding DRs as a percentage of total number of shares {i.e., Grand Total (A)+(B)+(C) indicated in Statement at para (1)(a) above}
1				
TOTAL				

[1] For determining public shareholding for the purpose of Clause 40A.
 [2] For definitions of "Promoter" and "Promoter Group", refer to Clause 40A.

[3] For definitions of "Public Shareholding", refer to Clause 40A.



M. M. M.