


(1) (a) Statement showing Shareholding Pattern


Name of the Company: BHARAT AGRIFERT & REALTY LTD		BSE- ; NSE- ; Equity	
Scrip Code, Name of the scrip, class of security:			
Quarter ended : 31.12.2012			
Partly paid-up shares:-	No. of partly paid-up shares	As a % of total no. of partly paid-up shares	As a % of total no. of shares of the company
Held by Promoter / Promoter Group	0	0.0000	0.0000
Held by public	0	0.0000	0.0000
Total	0	0.0000	0.0000
Outstanding convertible securities:-	No. of outstanding securities	As a % of total No. of outstanding convertible securities	As a % of total no. of shares of the company, assuming full conversion of the convertible securities
Held by Promoter / Promoter Group	0	0.0000	0.0000
Held by public	0	0.0000	0.0000
Total	0	0.0000	0.0000
Warrants:-	No. of warrants	As a % of total no. of warrants	As a % of total no. of shares of the company, assuming full conversion of warrants
Held by Promoter / Promoter Group	0	0.0000	0.0000
Held by public	0	0.0000	0.0000
Total	0	0.0000	0.0000
Total paid-up capital of the company assuming full conversion of warrants and non-convertible securities			5285511



Signature




Category of shareholder	Number of shareholders	Total number of shares	Number of shares held in dematerialised form	percentage of total number of shares		Shares pledged or otherwise encumbered						
				(III)	(IV)	(V)	(VI)	(VII)	(VIII)	(IX) = (VIII)/(IV)*100		
(i)												
Promoter and Promoter Group												
Indian												
Individuals/Hindu Undivided Family	3	30063	30063	0	0.5688	0.5688	0	0.0000	0	0.0000		
Central Government/State Government(s)	0	0	0	0	0.0000	0.0000	0	0.0000	0	0.0000		
Bodies Corporate	5	1920331	1920331	0	36.3320	36.3320	0	0.0000	0	0.0000		
Financial Institutions / Banks	0	0	0	0	0.0000	0.0000	0	0.0000	0	0.0000		
Any Other (specify)	5	1624937	1624937	0	30.7432	30.7432	0	0.0000	0	0.0000		
Sub Total (A)(I)	13	3575331	3575331	0	67.6440	67.6440	0	0.0000	0	0.0000		
Foreign												
Individuals (Non-Resident Individuals/Foreign Individuals)	0	0	0	0	0.0000	0.0000	0	0.0000	0	0.0000		
Bodies Corporate	0	0	0	0	0.0000	0.0000	0	0.0000	0	0.0000		
Institutions	0	0	0	0	0.0000	0.0000	0	0.0000	0	0.0000		
Qualified Foreign Investors	0	0	0	0	0.0000	0.0000	0	0.0000	0	0.0000		
Any Other: (specify)	0	0	0	0	0.0000	0.0000	0	0.0000	0	0.0000		
Sub Total (A)(II)	0	0	0	0	0.0000	0.0000	0	0.0000	0	0.0000		
Total Shareholding of Promoter and Promoter Group (A)=(A)(I)+(A)(II)	13	3575331	3575331	0	67.6440	67.6440	0	0.0000	0	0.0000		
Public shareholding												
Institutions												
Mutual Funds/UTI	0	0	0	0	0.0000	0.0000	0	0.0000	0	0.0000		
Financial Institutions / Banks	1	100	100	0	0.0019	0.0019	0	0.0000	0	0.0000		
Central Government/State Government(s)	0	0	0	0	0.0000	0.0000	0	0.0000	0	0.0000		
Venture Capital Funds	0	0	0	0	0.0000	0.0000	0	0.0000	0	0.0000		
Insurance Companies	0	0	0	0	0.0000	0.0000	0	0.0000	0	0.0000		
Foreign Institutional Investors	0	0	0	0	0.0000	0.0000	0	0.0000	0	0.0000		
Foreign Venture Capital Investors	0	0	0	0	0.0000	0.0000	0	0.0000	0	0.0000		
Qualified Foreign Investors	0	0	0	0	0.0000	0.0000	0	0.0000	0	0.0000		
Any Other (specify)	0	0	0	0	0.0000	0.0000	0	0.0000	0	0.0000		
Sub Total (B) (I)	1	100	100	0	0.0019	0.0019	0	0.0000	0	0.0000		
Non-Institutions												
Particular Corporate	69	61544	58414	0	1.1644	1.1644	0	0.0000	0	0.0000		
Individuals - shareholders holding nominal share capital up to Rs 1 Lakh	4682	1030162	652239	0	19.4903	19.4903	0	0.0000	0	0.0000		
Individual shareholders holding nominal share capital in excess of Rs. 1 Lakh	19	406162	381162	0	7.6844	7.6844	0	0.0000	0	0.0000		



Joydeep


Category of shareholder	Number of shareholders (III)	Total number of shares (IV)	Number of shares held in dematerialised form (V)	percentage of total number of shares		Shares pledged or otherwise encumbered	
				As a percentage of (A+B) (VI)	As a percentage of (A+B+C) (VII)	Number of shares (VIII)	As a percentage (IX) = (VIII)/(IV)*100
(I) Qualified Foreign Investors	0	0	0	0.0000	0.0000	-	-
Any Other							
Non Resident Indians (Repat)	30	204951	2661	3.8776	3.8776	-	-
Non Resident Indians (Non Repat)	10	3182	3182	0.0602	0.0602	-	-
Foreign Bodies Corporate	0	0	0	0.0000	0.0000	-	-
Existing Member	18	4079	4079	0.0772	0.0772	-	-
Spouse / Relatives	0	0	0	0.0000	0.0000	-	-
Trusts	0	0	0	0.0000	0.0000	-	-
Sub Total (B)(2)	4828	1710080	1101737	32.3541	32.3541	-	-
Total Public Shareholding Public Group (B)=(I)+(II)+(2)	4829	1710180	1101837	32.3560	32.3560	NA	NA
Total (A)+(B)	4842	5285511	4677168	100.0000	100.0000	-	-
Shares held by custodians and against which Regulatory Receipts have been issued							
Promoter and Promoter group	0	0	0	0.0000	0.0000	0	0.0000
Public	0	0	0	0.0000	0.0000	0	0.0000
Sub Total (C)	0	0	0	0	0	0	0
GRAND TOTAL (A)+(B)+(C)	4842	5285511	4677168	100.0000	100.0000	0.0000	0.0000



J. J. Joshi

(I)(b) Statement showing holding of securities (including shares, warrants, convertible securities) of persons belonging to the category "Promoter and Promoter Group"

Sr. No.	Name of the shareholder	Details of Shares held		Encumbered shares			Details of warrants		Details of convertible securities		Total shares (including underlying shares assuming full conversion of warrants and convertible securities) as a % of diluted share capital
		Number of shares held	As a % of grand total (A)+(B)+(C)	No.	As a percentage (VD)=(V)/(III)*100	As a % of grand total (A)+(B)+(C) of sub-clause (I)(a)	Number of warrants held	As a % total number of warrants the same class	Number of convertible securities held	As a % total number of convertible securities the same class	
(I)	(II)	(III)	(IV)	(V)	(VI)	(VII)	(VIII)	(IX)	(X)	(XI)	(XII)
1	YOGENDRA DAHYALAL PATEL (AABPP4024A)	820650	15.5264	0	0.00	0.00	0	0	0	0	15.53
2	ANJANI YOGENDRA PATEL (AAPP3154R)	788872	14.9252	0	0.00	0.00	0	0	0	0	14.93
3	YOGI INVESTMENT PVT LTD (AAACY0125D)	780586	14.7684	0	0.00	0.00	0	0	0	0	14.77
4	WADA ALUMS & ACIDS PVT LTD (AAACW0468R)	767845	14.5274	0	0.00	0.00	0	0	0	0	14.53
5	VJAL SHIPPING PVT LTD (AAACV1213F)	332800	6.2965	0	0.00	0.00	0	0	0	0	6.3
6	CHAVI IMPEX PVT LTD (AAACC4377M)	26200	0.4957	0	0.00	0.00	0	0	0	0	0.5
7	WADA BOTTLING INDUSTRIES PVT LTD (AAACW0957H)	12900	0.2441	0	0.00	0.00	0	0	0	0	0.24
8	CHANDNI YOGENDRA PATEL (AMTPP876E)	11645	0.2203	0	0.00	0.00	0	0	0	0	0.22
9	VJAL YOGENDRA PATEL (BTPPP2179E)	20263	0.3834	0	0.00	0.00	0	0	0	0	0.38
10	JAYESH KANTILAL JETHWA (AAPPJ2120D)	5000	0.0946	0	0.00	0.00	0	0	0	0	0.09
11	KAMLESH KANTILAL JETHWA (AAEPJ5976G)	4800	0.0908	0	0.00	0.00	0	0	0	0	0.09
12	KANTILAL NARAYANDAS KETHWA (AAEPJ5975F)	3770	0.0713	0	0.00	0.00	0	0	0	0	0.07
	TOTAL	3575331	67.6440	0	0.0000	0.0000	0	0	0	0	67.64




D(c)(i) Statement showing holding of securities (including shares, warrants, convertible securities) of persons belonging to the category "Public" and holding more than 1% of the total number of shares


Sr. No.	Name of the shareholder	Number of shares held	Shares as a percentage of total number of shares (i.e., Grand Total (A)+(B)+(C) indicated in Statement at para (I)(a) above)	Details of warrants		Details of convertible securities		Total shares (including underlying shares assuming full conversion of warrants and convertible securities) as a % of diluted share capital
				Number of warrants held	As a % total number of warrants of the same class	Number of convertible securities held	% w.r.t total number of convertible securities of the same class	
1	KAMAL VITHALBHAI PATEL	72550	1.3726	0	0	0	0	1.37
2	MUSNA VITHALBHAI PATEL	71950	1.3613	0	0	0	0	1.36
	TOTAL	144500	2.7339	0	0	0	0	2.73

D(c)(ii) Statement showing holding of securities (including shares, warrants, convertible securities) of persons (together with PAC) belonging to the category "Public" and holding more than 5% of the total number of shares of the company

Sr. No.	Name(s) of the shareholder(s) and the Persons Acting in Concert (PAC) with them	Number of shares	Shares as a percentage of total number of shares (i.e., Grand Total (A)+(B)+(C) indicated in Statement at para (I)(a) above)	Details of warrants		Details of convertible securities		Total shares (including underlying shares assuming full conversion of warrants and convertible securities) as a % of diluted share capital
				Number of warrants	As a % total number of warrants of the same class	Number of convertible securities held	% w.r.t total number of convertible securities of the same class	
			0.0000					
	TOTAL	0	0.0000					




(I)(d) Statement showing details of locked-in shares			
Sr. No.	Name of the shareholder	Number of Locked in Shares	Locked-in shares as a percentage of total number of shares (i.e., Grand Total (A)+(B)+(C) indicated in Statement at para (I)(a) above)
1	NIL	NIL	NIL
	TOTAL	NIL	NIL



Handwritten signature


Statement showing details of Depository Receipts (DRs)					
(II)(a)	Sr. No.	Type of outstanding DR (ADRs, GDRs, SDRs, etc.)	Number of outstanding DRs	Number of shares underlying outstanding DRs	Shares underlying outstanding DRs as a percentage of total number of shares (i.e., Grand Total (A)+(B)+(C) indicated in Statement at para (I)(a) above)
	1	NIL	NIL	NIL	NIL
	TOTAL				NIL



Statement showing holding of Depository Receipts (DRs), where underlying shares held by "Promoter/ Promoter Group" are in excess of 1% of the total number of shares

(II) (b)

Sr. No.	Name of the DR Holder	Type of outstanding DR (ADRs, GDRs, SDRs, etc.)	Number of shares underlying outstanding DRs	Shares underlying outstanding DRs as a percentage of total number of shares (i.e., Grand Total (A)+(B)+(C) indicated in Statement at para (I)(a) above)
1		NIL	NIL	NIL
	TOTAL	NIL	NIL	NIL



Signature