




(1) (a) Statement showing Shareholding Pattern

Name of the Company: BHARAT FERTILIZER INDUSTRIES LTD		BSE-	NSE-	Equity
Scrip Code, Name of the scrip, class of security:				
Quarter ended: 29.09.2012				
	No. of partly paid-up shares	As a % of total no. of partly paid-up shares	As a % of total no. of shares of the company	
<b>Partly paid-up shares:-</b>				
Held by Promoter / Promoter Group	0	0.0000	0.0000	
Held by public	0	0.0000	0.0000	
<b>Total</b>				
<b>Outstanding convertible securities:-</b>				
	No. of outstanding securities	As a % of total No. of outstanding convertible securities	As a % of total no. of shares of the company, assuming full conversion of the convertible securities	
Held by Promoter / Promoter Group	0	0.0000	0.0000	
Held by public	0	0.0000	0.0000	
<b>Total</b>				
<b>Warrants:-</b>				
	No. of warrants	As a % of total no. of warrants	As a % of total no. of shares of the company, assuming full conversion of warrants	
Held by Promoter / Promoter Group	0	0.0000	0.0000	
Held by public	0	0.0000	0.0000	
<b>Total</b>				
<b>Total paid-up capital of the company assuming full conversion of warrants and convertible securities</b>				<b>5285511</b>



*(Handwritten signature)*







Category Code	Category of shareholder (II)	Number of shareholders (III)	Total number of shares (IV)	Number of shares held in dematerialised form (V)	percentage of total number of shares			Shares pledged or otherwise encumbered	
					As a percentage of (A+B) (VI)	As a percentage of (A+B+C) (VII)	Number of shares (VIII)	As a percentage (IX) = (VIII)/(IV)*100	
(I)	Promoter and Promoter Group								
(A)	Indian	3	31863	31863	0.6028	0.6028	0	0.0000	
(a)	Individuals/Hindu Undivided Family	0	0	0	0.0000	0.0000	0	0.0000	
(b)	Central Government/State Government(s)	5	1920331	1920331	36.3320	36.3320	0	0.0000	
(c)	Bodies Corporate	0	0	0	0.0000	0.0000	0	0.0000	
(d)	Financial Institutions / Banks	5	1624937	1624937	30.7432	30.7432	0	0.0000	
(e)	Any Other (specify)	13	3577131	3577131	67.6781	67.6781	0	0.0000	
	Sub Total (A)(I)								
2	Foreign								
(a)	Individuals (Non-Resident Individuals/Foreign Individuals)	0	0	0	0.0000	0.0000	0	0.0000	
(b)	Bodies Corporate	0	0	0	0.0000	0.0000	0	0.0000	
(c)	Institutions	0	0	0	0.0000	0.0000	0	0.0000	
(d)	Qualified Foreign Investors	0	0	0	0.0000	0.0000	0	0.0000	
(e)	Any Other (specify)	0	0	0	0.0000	0.0000	0	0.0000	
	Sub Total (A)(2)								
	Total Shareholding of Promoter and Promoter Group (A)=(I)+(A)(2)	13	3577131	3577131	67.6781	67.6781	0	0.0000	
(B)	Public shareholding								
1	Institutions	0	0	0	0.0000	0.0000			
(a)	Mutual Funds/UTI	1	100	100	0.0019	0.0019			
(b)	Financial Institutions / Banks	0	0	0	0.0000	0.0000			
(c)	Central Government/State Government(s)	0	0	0	0.0000	0.0000			
(d)	Venture Capital Funds	0	0	0	0.0000	0.0000			
(e)	Insurance Companies	0	0	0	0.0000	0.0000			
(f)	Foreign Institutional Investors	0	0	0	0.0000	0.0000			
(g)	Foreign Venture Capital Investors	0	0	0	0.0000	0.0000			
(h)	Qualified Foreign Investors	0	0	0	0.0000	0.0000			
(I)	Any Other (specify)	1	100	100	0.0019	0.0019			
	Sub Total (B) (I)								
2	Non-institutions	48	58037	54907	1.0980	1.0980			
(a)	Bodies Corporate								
(b) (i)	Individuals - shareholders holding nominal share capital up to Rs 1 Lakh	4616	1047177	668372	19.8122	19.8122			
(ii)	Individual shareholders holding nominal share capital in excess of Rs. 1 Lakh	16	391834	366834	7.4134	7.4134			

*(Handwritten signature)*



Category code	Category of shareholder (II)	Number of shareholders (III)	Total number of shares (IV)	Number of shares held in dematerialised form (V)	Percentage of total number of shares		Shares pledged or otherwise encumbered (VIII)	As a percentage (IX) = (VIII)/(IV)*100
					As a percentage of (A+B) (VI)	As a percentage of (A+B+C) (VII)		
(c)	Qualified Foreign Investors	0	0	0	0.0000	0.0000		
(d)	Any Other							
i	Non Resident Indians (Repat)	31	205560	3270	3.8891	3.8891		
ii	Non Resident Indians (Non Repat)	9	1457	1457	0.0276	0.0276		
iii	Overseas Bodies Corporate	0	0	0	0.0000	0.0000		
iv	Clearing Member	26	4215	4215	0.0797	0.0797		
v	Directors / Relatives	0	0	0	0.0000	0.0000		
vi	Trusts	0	0	0	0.0000	0.0000		
	Sub Total (B)(2)	4746	1708280	1099055	32.3201	32.3201		
	Total Public Shareholding Public Group (B)-(B)(1)+ (B)(2)	4747	1708380	1099155	32.3219	32.3219	NA	NA
	Total (A)+(B)	4760	5285511	4676286	100.0000	100.0000		
(C)	Shares held by custodians and against which Depository Receipts have been issued							
i	Promoter and Promoter group	0	0	0	0.0000	0.0000	0	0.0000
iii	Public	0	0	0	0.0000	0.0000	0	0.0000
	Sub Total (C)	0	0	0	0	0	0	0
*	GRAND TOTAL (A)+(B)+(C)	4760	5285511	4676286	100.0000	100.0000	0.0000	0.0000



*[Handwritten signature]*

(I)(b) Statement showing holding of securities (including shares, warrants, convertible securities) of persons belonging to the category "Promoter and Promoter Group"

Sr. No.	Name of the shareholder	Details of Shares held		Encumbered shares		Details of warrants		Details of convertible securities		Total shares (including underlying shares assuming full conversion of warrants and convertible securities) as a % of diluted share capital	
		Number of shares held	As a % of grand total (A)+(B)+(C)	No.	As a percentage (VI)=(V)/(III)*100	(VII)	(VIII)	(IX)	(X)		(XI)
1	YOGENDRA DAHYALAL PATEL (AABPP4024A)	820650	15.5264	0	0.00	0.00	0	0	0	0	15.53
2	ANJANI YOGENDRA PATEL (AAFP3154R)	788872	14.9252	0	0.00	0.00	0	0	0	0	14.93
3	YOGI INVESTMENT PVT LTD (AAACY0125D)	780586	14.7684	0	0.00	0.00	0	0	0	0	14.77
4	WADA ALUMS & ACIDS PVT LTD (AAACW0468R)	767845	14.5274	0	0.00	0.00	0	0	0	0	14.53
5	VIJAL SHIPPING PVT LTD (AAACV1213F)	332800	6.2965	0	0.00	0.00	0	0	0	0	6.3
6	CHAVI IMPEX PVT LTD (AAACC4377M)	26200	0.4957	0	0.00	0.00	0	0	0	0	0.5
7	WADA BOTTLING INDUSTRIES PVT LTD (AAACW0957H)	12900	0.2441	0	0.00	0.00	0	0	0	0	0.24
8	CHANDNI YOGENDRA PATEL (AMTPP8767E)	11645	0.2203	0	0.00	0.00	0	0	0	0	0.22
9	VIJAL YOGENDRA PATEL (BFTPP2179E)	20063	0.3796	0	0.00	0.00	0	0	0	0	0.38
10	JAYESH KANTILAL JETHWA (AAFPJ2120D)	6000	0.1135	0	0.00	0.00	0	0	0	0	0.11
11	KAMLESH KANTILAL JETHWA (AAEPJ5976G)	5800	0.1097	0	0.00	0.00	0	0	0	0	0.11
12	KANTILAL NARAYANDAS KETHWA (AAEPJ5975F)	3770	0.0713	0	0.00	0.00	0	0	0	0	0.07
	<b>TOTAL</b>	<b>3577131</b>	<b>67.6781</b>	<b>0</b>	<b>0.0000</b>	<b>0.0000</b>	<b>0</b>	<b>0</b>	<b>0</b>	<b>0</b>	<b>67.68</b>




*(Handwritten signature)*

Statement showing holding of securities (including shares, warrants, convertible securities) of persons belonging to the category "Public" and holding more than 1% of the total number of shares


Sr. No.	Name of the shareholder	Number of shares held	Shares as a percentage of total number of shares [i.e., Grand Total (A)+(B)+(C) indicated in Statement at para (D)(a) above]	Details of warrants		Details of convertible securities		Total shares (including underlying shares assuming full conversion of warrants and convertible securities) as a % of diluted share capital
				Number of warrants held	As a % total number of warrants of the same class	Number of convertible securities held	% w.r.t total number of convertible securities of the same class	
1	KAMAL VITHALBHAI PATEL	72550	1.3726	0	0	0	0	1.37
2	MEENA VITHALBHAI PATEL	71950	1.3613	0	0	0	0	1.36
	<b>TOTAL</b>	<b>144500</b>	<b>2.7339</b>	<b>0</b>	<b>0</b>	<b>0</b>	<b>0</b>	<b>2.73</b>

Statement showing holding of securities (including shares, warrants, convertible securities) of persons (together with PAC) belonging to the category "Public" and holding more than 5% of the total number of shares of the company

Sr. No.	Name(s) of the shareholder(s) and the Persons Acting in Concert (PAC) with them	Number of shares	Shares as a percentage of total number of shares [i.e., Grand Total (A)+(B)+(C) indicated in Statement at para (D)(a) above]	Details of warrants		Details of convertible securities		Total shares (including underlying shares assuming full conversion of warrants and convertible securities) as a % of diluted share capital
				Number of warrants	As a % total number of warrants of the same class	Number of convertible securities held	% w.r.t total number of convertible securities of the same class	
1			0.0000					
	<b>TOTAL</b>	<b>0</b>	<b>0.0000</b>					





<u>Statement showing details of locked-in shares</u>			
(I)(d)			
Sr. No.	Name of the shareholder	Number of Locked in Shares	Locked-in shares as a percentage of total number of shares (i.e., Grand Total (A)+(B)+(C) indicated in Statement at para (I)(a) above)
1	NIL	NIL	NIL
<b>TOTAL</b>		<b>NIL</b>	<b>NIL</b>



Statement showing holding of Depository Receipts (DRs), where underlying shares held by "Promoter/ Promoter Group" are in excess of 1% of the total number of shares

(II) (b)

Sr. No.	Name of the DR Holder	Type of outstanding DR (ADRs, GDRs, SDRs, etc.)	Number of shares underlying outstanding DRs	Shares underlying outstanding DRs as a percentage of total number of shares (i.e., Grand Total (A)+(B)+(C) indicated in Statement at para (I)(a) above}
1	NIL	NIL	NIL	NIL
	TOTAL	NIL	NIL	NIL



*(Handwritten signature)*

(II)(a) Statement showing details of Depository Receipts (DRs)

Sr. No.	Type of outstanding DR (ADRs, GDRs, SDRs, etc.)	Number of outstanding DRs	Number of shares underlying outstanding DRs	Shares underlying outstanding DRs as a percentage of total number of shares {i.e., Grand Total (A)+(B)+(C) indicated in Statement at para (I)(a) above}
1	NIL	NIL	NIL	NIL
TOTAL				NIL

