


I (a) Statement showing Shareholding Pattern			
Name of the Company : Bharat Fertilizers Industries Ltd			
Scrip Code :		Class of Security :	
Quarter ended : 30.09.2011			
Partly Paid-up shares	No. of Partly Paid-up shares	As a % of total no. of partly paid-up shares	As a % of total no. of shares of the Company
Held by promoter / promoter group		0	0
Held by public		0	0
Total	0	0	0
Outstanding convertible securities	No. of outstanding securities	As a % of total no. of outstanding convertible securities	shares of the Company, assuming full conversion of the convertible securities
Held by promoter / promoter group		0	0
Held by public		0	0
Total	0	0	0
Warrants	No. of warrants	As a % of total no. of warrants	As a % of total no. of shares of the Company, assuming full conversion of warrants
Held by promoter / promoter group		0	0
Held by public		0	0
Total	0	0	0
Total paid-up capital of the company, assuming full conversion of warrants and convertible securities			
	5285511		



[Handwritten Signature]



(I)(a)


SHAREHOLDING PATTERN UNDER CLAUSE 35

Name of the Company:	BHARAT FERTILIZERS INDUSTRIES LIMITED
Scrip Code:	Quarter ended: 30.09.2011

Category code (I)	Category of shareholder (II)	Number of shareholders (III)	Total number of shares (IV)	Number of shares held in dematerialized form (V)	Total shareholding as a percentage of total number of shares		Shares pledged or otherwise encumbered	
					As percentage of (A+B+C) (VII)	As percentage of (A+B+C) (VII)	Number of shares (VIII)	percentage (IX) = (VIII/IV)*10
(A)	<u>Shareholding of Promoter and Promoter Group</u>							
-1	<u>Indian</u>							
(a)	Individuals/ Hindu Undivided Family	11	1,619,962	1,610,262	30.65	30.65	0.00	0.00
(b)	Central Government/ State Government(s)				-	-	-	-
(c)	Bodies Corporate	5	1,920,331	1,920,331	36.33	36.33		
(d)	Financial Institutions/ Banks				-	-	-	-
(e)	Any Other (specify) relative of director							
	Sub-Total (A)(1)	16	3,540,293	3,530,593	66.98	66.98	0.00	0.00
-2	<u>Foreign</u>							
(a)	Individuals (Non-Resident Individuals/ Foreign Individuals)	-	-	-	-	-	-	-
(b)	Bodies Corporate				-	-	-	-
(c)	Institutions				-	-	-	-
(d)	Any Other (specify)				-	-	-	-
	Sub-Total (A)(2)	-	-	-	-	-	-	-
	Total Shareholding of Promoter and Promoter Group (A)= (A)(1)+(A)(2)	16	3,540,293	3,530,593	66.98	66.98	0.00	0.00
(B)	<u>Public shareholding</u>							
-1	<u>Institutions</u>							
(a)	Mutual Funds/ UTI				-	-	-	-
(b)	Financial Institutions/ Banks	1	100	100	0.00	0.00	0.00	0.00
(c)	Central Government/ State Government(s)							
(d)	Insurance Companies				-	-	-	-
(e)	FIs				-	-	-	-
(f)	Foreign Venture Capital				-	-	-	-
(g)	Any Other (specify)				-	-	-	-
	1) Foreign Financial Instn				-	-	-	-
	Sub-Total (B)(1)	1	100	100	0.00	0.00	0.00	0.00




M. K. Kulkarni



-2	Non-institutions								
(a)	Bodies Corporate	53	78,741	75,611	1.49	1.49			
(b)	Individuals								
	1. Individual shareholders holding nominal share capital up to Rs. 1 lakh.	4,680	1,031,578	656,293	19.52	19.52			
	2. Individual shareholders holding nominal share capital in excess of Rs. 1 lakh.	20	426,364	401,364	8.07	8.07			
(c)	Any Other (Specify) 1. Directors/Relative								
	2. Clearing Member	18	2,676	2,676	0.05	0.05			
	3. Market Maker								
	4. Office Bearers								
	5. NRIs	32	204,268	1,978	3.86	3.86			
	6. NRN	8	1,491	1,491	0.03	0.03			
	7. Foreign Company								
	Sub-Total (B)(2)	4,811	1,745,118	1,139,413	33.02	33.02			
	Total Public Shareholding (B)= (B)(1)+ (B)(2)	4,812	1,745,218	1,139,513	33.02	32.48			
	TOTAL (A)+(B)	4,828	5,285,511	4,670,106	100.00	100.00			
(C)	Shares held by Custodians and against which Depository Receipts have been issued								
	1 Promoter & Promoter Group								
	2 Public								
	GRAND TOTAL (A)+(B)+(C)	4,828	5,285,511	4,670,106	100.00	100.00			



M. P. Kulkarni



annexure.


Statement showing Shareholding of persons belonging to the category "Promoter and Promoter Group"						
Sr. No. (I)	Name of the shareholder	Number of shares	Shares as a percentage of total number of shares (i.e., Grand Total (A)+(B)+(C) indicated in Statement at para (I)(a) above)	Shares pledged or otherwise encumbered		
				Number of shares	Percentage of Holding VI = (V/III)*100	Percentage as a Grand Total
1	YOGENDRA DAHYALAL PATEL	820650	15.53			
2	YOGI INVESTMENTS PVT LTD	780586	14.77			
3	ANJANI YOGENDRA PATEL	776078	14.68		0.00	
4	WADA ALUMS AND ACIDS PVT LTD	767845	14.53		0.00	
5	MJAL SHIPPING PVT LTD	332800	6.30		0.00	
6	CHAVI IMPEX PVT LTD	26200	0.50		0.00	
7	WADA BOTTLING INDUSTRIES PVT LTD	12900	0.24		0.00	
8	ANJANI YOGENDRA PATEL	12794	0.24		0.00	
9	CHHOTABHAI B PATEL	8000	0.15		0.00	
10	KAMLESH C PATEL	1000	0.02		0.00	
11	KAMLESH CHHOTABHAI PATEL	740	0.01		0.00	
12	CHHOTABHAI BHIKHABHAI PATEL	550	0.01		0.00	
13	GENU VITHAL DANDILE	50	0.00		0.00	
14	HASMUKHBEN CHHOTABHAI PATEL	40	0.00		0.00	
15	HASMUKHBEN CHHOTABHAI PATEL	40	0.00		0.00	
16	CHHOTABHAI BHIKHABHAI PATEL HUF	20	0.00		0.00	
TOTAL		3,540,293	66.98		0.00	

(I)(c) Statement showing Shareholding of persons belonging to the category "Public" and holding more than 1% of the total number of shares			
Sr. No.	Name of the shareholder	Number of shares	number of shares (i.e., Grand Total (A)+(B)+(C) indicated in
1	KAMAL VITHALBHAI PATEL	72,550	1.37
2	MEENA VITHALBHAI PATEL	71,950	1.36
TOTAL		144,500	2.73

(I)(d) Statement showing details of locked-in shares				
Sr. No.	Name of the shareholder	Number of locked-in shares	Locked-in shares as a percentage of total number of shares (i.e., Grand Total (A)+(B)+(C) indicated in Statement at para (I)(a) above)	Category
1	ANJA			
TOTAL		-	-	



M. Patel



(II)(a) Statement showing details of Depository Receipts (DRs)				
Sr. No.	Type of outstanding DR (ADRs, GDRs, SDRs, etc.)	No. of O/s DRs	Number of shares underlying O/s DRs	Shares underlying outstanding DRs as a percentage of total number of shares (i.e., Grand Total (A)+(B)+(C) indicated in Statement at para (I)(a) above)
1	NIL			
TOTAL				

(II)(b) Statement showing Holding of Depository Receipts (DRs), where underlying shares are in excess of 1% of the total number of shares

Sr. No.	Name of the DR Holder	Type of outstanding DR (ADRs, GDRs, SDRs, etc.)	Number of shares underlying outstanding DRs	Shares underlying outstanding DRs as a percentage of total number of shares (i.e., Grand Total (A)+(B)+(C) indicated in Statement at para (I)(a) above)
1	NIL		0	0
TOTAL			0	0



[Handwritten signature]

