


(F) (a) Statement showing Shareholding Pattern

Name of the Company: BHARAT FERTILIZER INDUSTRIES LTD		BSE-	NSE-	; Equity
Scrip Code, Name of the scrip, class of security:				
Quarter ended: 30.06.2012				
Partly paid-up shares:-	No. of partly paid-up shares	As a % of total no. of partly paid-up shares	As a % of total no. of shares of the company	
Held by Promoter / Promoter Group	0	0.0000	0.0000	
Held by public	0	0.0000	0.0000	
Total	0	0.0000	0.0000	
Outstanding convertible securities:-	No. of outstanding securities	As a % of total No. of outstanding convertible securities	As a % of total no. of shares of the company, assuming full conversion of the convertible securities	
Held by Promoter / Promoter Group	0	0.0000	0.0000	
Held by public	0	0.0000	0.0000	
Total	0	0.0000	0.0000	
Warrants:-	No. of warrants	As a % of total no. of warrants	As a % of total no. of shares of the company, assuming full conversion of warrants	
Held by Promoter / Promoter Group	0	0.0000	0.0000	
Held by public	0	0.0000	0.0000	
Total	0	0.0000	0.0000	
Total paid-up capital of the company assuming full conversion of warrants and convertible securities				5285511




Category Code	Category of shareholder	Number Total number sharehol of shares	Number of shares held in dematerialised form	Total shareholding as a percentage of total number of shares			Shares pledged or otherwise encumbered	
				As a percentage of (A+B) (VI)	As a percentage of (A+B+C) (VII)	Number of shares (VIII)	As a percentage (IX) = (VIII)/(IV)*100	
(I)	(II)	(III)	(IV)	(V)	(VI)	(VII)	(VIII)	(IX)
(A)	Promoter and Promoter Group							
1	Indian							
(a)	Individuals/Hindu Undivided Family	3	22465		0.4250	0.4250	0	0.0000
(b)	Central Government/State Government(s)	0	0		0.0000	0.0000	0	0.0000
(c)	Bodies Corporate	5	1920331		36.3320	36.3320	0	0.0000
(d)	Financial Institutions / Banks	0	0		0.0000	0.0000	0	0.0000
(e)	Any Other (specify)	5	1624937		30.7432	30.7432	0	0.0000
	Sub Total (A)(1)	13	3567733		67.5002	67.5002	0	0.0000
2	Foreign							
(a)	Individuals (Non-Resident Individuals/ Foreign Individuals)	0	0		0.0000	0.0000	0	0.0000
(b)	Bodies Corporate	0	0		0.0000	0.0000	0	0.0000
(c)	Institutions	0	0		0.0000	0.0000	0	0.0000
(d)	Qualified Foreign Investors	0	0		0.0000	0.0000	0	0.0000
(e)	Any Other (specify)	0	0		0.0000	0.0000	0	0.0000
	Sub Total (A)(2)	0	0		0.0000	0.0000	0	0.0000
	Total Shareholding of Promoter and Promoter Group (A)=(A)(1)+(A)(2)	13	3567733		67.5002	67.5002	0	0.0000
(B)	Public shareholding							
1	Institutions							
(a)	Mutual Funds/UTI	0	0		0.0000	0.0000		
(b)	Financial Institutions / Banks	1	100		0.0019	0.0019		
(c)	Central Government/State Government(s)	0	0		0.0000	0.0000		
(d)	Venture Capital Funds	0	0		0.0000	0.0000		
(e)	Insurance Companies	0	0		0.0000	0.0000		
(f)	Foreign Institutional Investors	0	0		0.0000	0.0000		
(g)	Foreign Venture Capital Investors	0	0		0.0000	0.0000		
(h)	Qualified Foreign Investors	0	0		0.0000	0.0000		
(i)	Any Other (specify)	0	0		0.0000	0.0000		
	Sub Total (B) (1)	1	100		0.0019	0.0019		
2	Non-institutions							
(a)	Bodies Corporate	53	60494		1.1445	1.1445		
(b) (i)	Individuals - shareholders holding nominal share capital up to Rs 1 Lakh	4691	1053728		19.9362	19.9362		
(ii)	Individual shareholders holding nominal share capital in excess of Rs. 1 Lakh.	16	393584		7.4465	7.4465		



Handwritten signature


Category code	Category of shareholder	Number of shares held in dematerialised form	Total number of shares	Total shareholding as a percentage of total number of			Shares pledged or otherwise encumbered	As a percentage (IX) = (VIII)/(IV)*100
				(III)	(IV)	(V)		
(c)	Qualified Foreign Investors	0	0	0	0.0000	0.0000	-	-
(d)	Any Other							
i	Non Resident Indians (Repat)	32	205865	3575	3.8949	3.8949	-	-
ii	Non Resident Indians (Non Repat)	9	1465	1465	0.0277	0.0277	-	-
iii	Overseas Bodies Corporate	0	0	0	0.0000	0.0000	-	-
iv	Clearing Member	22	2542	2542	0.0481	0.0481	-	-
v	Directors / Relatives	0	0	0	0.0000	0.0000	-	-
vi	Trusts	0	0	0	0.0000	0.0000	-	-
	Sub Total (B)(2)	4823	1717678	1107183	32.4979	32.4979	-	-
	Total Public Shareholding Public Group (B)=(B)(1)+(B)(2)	4824	1717778	1107283	32.4998	32.4998	NA	NA
	Total (A)+(B)	4837	5285511	4675016	100.0000	100.0000		
(C)	which Depository Receipts have been issued							
i	Promoter and Promoter group	0	0	0	0.0000	0.0000	0	0.0000
ii	Public	0	0	0	0.0000	0.0000	0	0.0000
	Sub Total (C)	0	0	0	0	0	0	0
	GRAND TOTAL (A)+(B)+(C)	4837	5285511	4675016	100.0000	100.0000	0.0000	0.0000



[Handwritten signature]

(I)(b) Statement showing holding of securities (including shares, warrants, convertible securities) of persons belonging to the category "Promoter and Promoter Group"


Sr. No.	Name of the shareholder	Details of Shares held		Encumbered shares		Details of warrants		Details of convertible securities		Total shares (including underlying shares assuming full conversion of warrants and convertible securities) as a % of diluted share capital
		Number of shares held	As a % of grand total (A)+(B)+(C)	No.	As a percentage (VI)=(V)/(II)*100	As a % of grand total (A)+(B)+(C) of sub-clause (I)(a)	Number of warrants held	As a % total number of warrants of the same class	Number of convertible securities held	
(I)	(II)	(III)	(IV)	(V)	(VII)	(VIII)	(IX)	(X)	(XI)	(XII)
1	YOGENDRA DAHYALAL PATEL (AABPP4024A)	820650	15.5264	0	0.00	0	0	0	0	15.52640795
2	ANJANI YOGENDRA PATEL (AAFP3154R)	788872	14.9252	0	0.00	0	0	0	0	14.92517942
3	YOGI INVESTMENT PVT LTD (AAACY0125D)	780586	14.7684	0	0.00	0	0	0	0	14.76841123
4	WADA ALUMS & ACIDS PVT LTD (AAACW0468R)	767845	14.5274	0	0.00	0	0	0	0	14.52735601
5	VIJAL SHIPPING PVT LTD (AAACV1213F)	332800	6.2965	0	0.00	0	0	0	0	6.296458375
6	CHAVI IMPEX PVT LTD (AAACC437M)	26200	0.4957	0	0.00	0	0	0	0	0.49569474
7	WADA BOTTLING INDUSTRIES PVT LTD (AAACW0957H)	12900	0.2441	0	0.00	0	0	0	0	0.244063441
8	CHANDNI YOGENDRA PATEL (AMTTP876E)	11645	0.2203	0	0.00	0	0	0	0	0.220319284
9	VIJAL YOGENDRA PATEL (BFTPP2179E)	10665	0.2018	0	0.00	0	0	0	0	0.201778031
10	JAYESH KANTILAL JETHWA (AAFPJ2120D)	6000	0.1135	0	0.00	0	0	0	0	0.113517879
11	KAMLESH KANTILAL JETHWA (AAEPJ5976G)	5800	0.1097	0	0.00	0	0	0	0	0.10973395
12	KANTILAL NARAYANDAS KETHWA (AAEPJ5975F)	3770	0.0713	0	0.00	0	0	0	0	0.071327068
	TOTAL	3567733	67.5002	0	0.0000	0	0	0	0	67.50024737




Handwritten signature

(I)(c)(ii) Statement showing holding of securities (including shares, warrants, convertible securities) of persons (together with PAC) belonging to the category "Public" and holding more than 5% of the total number of shares of the company


Sr. No.	Name(s) of the shareholder(s) and the Persons Acting in Concert (PAC) with them	Number of shares	Shares as a percentage of total number of shares [i.e., Grand Total (A)+(B)+(C) indicated in Statement at para (I)(a) above]	Details of warrants		Details of convertible securities		Total shares (including underlying shares assuming full conversion of warrants and convertible securities) as a % of diluted share capital
				Number of warrants	As a % total number of warrants of the same class	Number of convertible securities held	% w.r.t total number of convertible securities of the same class	
1			0.0000					
TOTAL				0				



<u>Statement showing details of locked-in shares</u>			
(I)(d)			
Sr. No.	Name of the shareholder	Number of Locked in Shares	Locked-in shares as a percentage of total number of shares [i.e., Grand Total (A)+(B)+(C) indicated in Statement at para (I)(a) above]
1	NIL	NIL	NIL
	TOTAL	NIL	NIL



Statement showing details of Depository Receipts (DRs)				
(II)(a)				
Sr. No.	Type of outstanding DR (ADRs, GDRs, SDRs, etc.)	Number of outstanding DRs	Number of shares underlying outstanding DRs	Shares underlying outstanding DRs as a percentage of total number of shares {i.e., Grand Total (A)+(B)+(C) indicated in Statement at para (I)(a) above}
1	NIL	NIL	NIL	NIL
TOTAL		NIL	NIL	NIL



[Handwritten signature]

Statement showing holding of Depository Receipts (DRs), where underlying shares held by "Promoter/Promoter Group" are in excess of 1% of the total number of shares

(II) (b)

Sr. No.	Name of the DR Holder	Type of outstanding DR (ADRs, GDRs, SDRs, etc.)	Number of shares underlying outstanding DRs	Shares underlying outstanding DRs as a percentage of total number of shares [i.e., Grand Total (A)+(B)+(C) indicated in Statement at para (I)(a) above]
1	NIL	NIL	NIL	NIL
	TOTAL	NIL	NIL	NIL

